

# Zum Gali Gali

## Fancy on a Traditional Israeli Folk Melody

### arr. Julie Goldberg

#### Performance Notes

Zum Gali Gali is a traditional Hebrew song relating to the formation of the State of Israel, in 1948. This ensemble can be played with right hand fingers, classical guitar technique, or with a pick

Guitar I carries the main melody and performs notes in the first position with the exception of measure 30 and 38 where a high a, on the fifth fret is played.

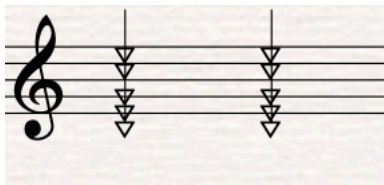
Guitar II is appropriate for beginning guitarists. Notes on the first three strings are played in relatively simple rhythms.

Guitar III is the rhythm guitar part. Guitarists can perform the chords as indicated and/or substitute the one finger G Major and C Major for the full chords.

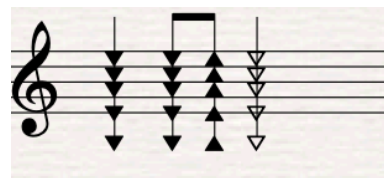
Guitar IV is the most difficult part. It carries the bass line as well as melodies played on the treble strings. All pitches are played in first position.



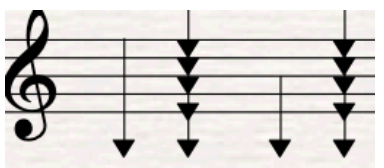
Tap the guitar with an open hand, right hand (r) on the sound-board, upper-bout underneath the 12th fret, left hand (l) on the side of the guitar, upper bout. (measure 1)



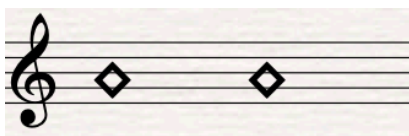
Strum the chord using a down stroke, from the low to high sounding string. (measure 9)



Strum the chord using a down stroke on the beat and an up stroke on the off-beat. (measure 21)



Strum the chord: root, down-strum, root, down-strum. (measure 40)



Right hand gently slaps the strings against the fingerboard.(measure 67)